

The Petbarn

Puppy Guide



Everything you need to keep your puppy happy and healthy for life



Greencross
Vets



**Congratulations!
I am thrilled
for you to be
embarking on
such a special
journey, owning
a pet is the
greatest gift.**

I couldn't imagine a life without my dogs and still remember those early stages with great fondness. It truly is the addition of a new family member that will enrich your life in a way you never thought possible.

Despite being a Veterinarian for over 25 years, I still feel the same joy seeing families who are bringing a new pet into their home. Nothing can compare to the feeling of coming home to your biggest fan every day.

Our Petbarn Puppy Care Guide includes everything you need to know about your puppy's early stages to give them a happy and healthy start in life.

We want to ensure your puppy is receiving the best care, so we've also provided you with a voucher for \$40 off your next vaccination at your local Greencross Vets, or one month free of our preventative wellness program, Healthy Pets Plus.

Our pet-passionate teams are here to provide advice and solutions for all your puppy questions. Whether it's our knowledgeable in-store support teams, in-clinic vets and vet nurses, our 24/7 Emergency and Specialist hospitals, or our 24/7 WebVet service, our Petbarn and Greencross teams are here for all your puppy wellness needs, whenever they arise. Your puppy will always receive the best care possible.

I wish you many happy and fun moments as you commence this incredible journey with your new puppy.

Dr. Magdoline Awad
Chief Veterinary Officer
Greencross Vets



Book an appointment at [greencrossvets.com.au](https://www.greencrossvets.com.au) or call **1300 836 036**

Contents

The ultimate guide to caring for your new puppy.

Puppy checklist	4
Starter kit	5
5 ways to keep your puppy healthy & happy	6
Friends For Life membership program	8

A First Steps

The joy of a new puppy	11
Before getting a puppy	12
Have you considered adoption?	13
The power of adoption	14
Top breeds	16
Puppy development	18

B Settling In

How to puppy proof your home	20
Welcome to the family	21
Sleeping through the night	22
Which bed is right	23
Puppy must-dos	24

C Feeding

What should I feed my puppy	26
What are the food options for my puppy?	30

Benefits of super premium food	34
Toxic for puppies	36
Healthy treats	38

D Health

Puppy health care	42
Vet health checks	45
Vaccinations	47
Healthy Pets Plus	48
Puppy teething	49
Desexing your puppy	52
Parasite prevention	53
Parasite myths busted	56

E Training

Toilet training	57
Why puppy school is worth it	59
Stepping out together	60
Curb those little habits	62

F Grooming

Puppy grooming routine	65
6 tips for grooming at home	66
How to bathe your puppy	69
Professional grooming	71

G Travelling

Travelling in the car	72
Puppies on holidays	73

H Caring

Technology and your puppy	74
Exercising your puppy	75

I Discounts

Vouchers	82
Frequent Feeder program	83

Over \$170 worth of savings

See reverse



Puppy checklist

Head to Petbarn to prepare for the arrival of your little one.

Getting prepped

- ❑ Collar, lead and ID tag
- ❑ Brushes, combs and nail clippers
- ❑ Shampoo and conditioner
- ❑ Flea, tick and worming treatments
Learn more about parasites on [page 53](#).
- ❑ Toothbrush and toothpaste
Establish a good dental routine to prevent disease in the future.
Learn more on [page 49](#).

Coming home

- ❑ A comfortable bed
- ❑ Car harness or booster seat for car travel
- ❑ Kennel, crate and cover
- ❑ Plush toys for comfort
- ❑ Adaptil diffuser, spray or collar
Comforts and reassures puppies to help them feel calm and relaxed.
- ❑ Lots of cuddles

Toilet training

- ❑ Odour/stain neutraliser
For cleaning up those little accidents.
- ❑ Puppy pads
For tidier toilet training.
- ❑ Waste control bags and bag holder

Feeding

- ❑ Food and water bowls
- ❑ Super premium puppy food
Flip to [page 34](#) to find out why this diet is so important for your puppy's development.
- ❑ Treats
Treats should only make up 10% of their daily calories.

Playing and exercising

- ❑ Harness and lead
- ❑ Play toys
Provide a range of options like fetch toys, stuffed toys and puzzle toys to prevent boredom.
- ❑ Chew toys
To help with teething.

Greencross Vets

- ❑ Health check
For vaccinations and professional health care advice, and to check that your puppy's microchip details are correct.
- ❑ Emergency vet
It's important to know where your closest emergency vet is.
Find your closest emergency vet at: greencrossvets.com.au/emergency-care
- ❑ Healthy Pets Plus
With membership, gain access to unlimited vet consults, unlimited access to WebVet, free vaccinations and microchipping, and more. Learn more on [page 48](#).

\$40 OFF

Your next vaccination



OR

ONE MONTH FREE

Vaccinations included!



T&Cs apply. See [page 82](#) for details

Starter kit

Petbarn has everything you need to ensure your new furry family member is settled and happy. Flip to page 82 for vouchers to use on these products!

Getting prepped



NexGuard Spectra
Flea, Tick and
Worm Treatment



Bow + Bell
Grooming
Essentials



All Day
Puppy Collar

Feeding



ProBalance
Chicken Puppy
Food



Leaps & Bounds
Milky Sticks



All Day
Good Dog Ceramic
Bowl & Treat Jar

Coming home



You & Me
Small Dog Carrier



Mix Or Match
Plush Bunny with
Cage Ball



All Day
Snuggle Ball
Dog Bed



Adaptil
Junior Collar

Toilet training



Freshco
Waste Bag Refills



Freshco
Poop
Scooper



Freshco
Eco Dog
Training Pads



Nature's Miracle
Advanced Platinum
Puppy Potty Training
Spray

Save up to 20%* on your puppy starter kit!
T&Cs apply. See page 82 for details.



5 ways to keep your puppy healthy & happy



Nutrition

At Petbarn and Greencross Vets, your pet's health and happiness is the most important thing to us.

From what they eat, to how they sleep and play, we're committed to making it a healthy, happy life for them, and for you.

When it comes to pet food, we'll always dish out the right advice. Our friendly team have perfected the science of meal-time, with over 210,000 hours of training in nutrition, which makes us real foodies! We'll always recommend a complete and balanced diet that gets the vet's tick of approval and your pet's lick of approval.



Health

We're always by your side with what pets need for physical and mental health. From monthly parasite prevention, to Greencross Vet appointments, to a network of specialists for critical care, we believe every pet deserves access to the best quality care.



Comfort

Creating a pet's home is an important job for a pet parent. So rest assured, we provide all the creature comforts they need, both inside and outside to curl up and relax. Shower them with affection and a whole lot of shampoo (or our grooming salon services) to keep them clean and feeling good.



Training

A little training goes a long way to making pets happier family members. We help you take the lead with the positive reinforcements needed to establish good habits (like treats, leashes and harnesses). And for all the new puppy parents out there, ask us about our Puppy School's tried-and-true training tips.



Play

Healthy bodies and minds go hand in hand. That's why we have all the best toys for your pet's busy life designed to keep them mentally and physically active. Plus playtime is good for everyone's happiness and helps strengthen the bond with our pets.



**Friends
for Life**



Join Friends for Life and get pawsome rewards for being a great pet parent.

Our membership program helps new puppy parents save in four amazing ways:



Rewards for Every Purchase

Collect a minimum of 10 points* for every dollar you spend at Petbarn and Greencross Vets.

Get a \$10 voucher for every 6,000 points you earn!



Frequent Feeder Pricing

Get the best prices on the food your furry friends love.

Save up to 25% on participating puppy & kitten food when you purchase in-store.*



Member Only Pricing[^]

Get special pricing on selected products across:

- ✓ Flea, tick and worm prevention
- ✓ Treats
- ✓ Litter
- ✓ Fish Tanks



Extra Perks & Advice

Be sure to check your inbox for exclusive offers and advice to support you throughout all stages of pet parenthood.

Sign up for great rewards and discounts in-store or at petbarn.com.au/loyalty-program



Earn and spend points at:

PETBARN



**Greencross
Vets**

ciTyFarMeRs



Petbarn Foundation highlights since 2012

The Petbarn Foundation is dedicated to making the world a better place for pets and the people who love and care for them.

-  \$11M to support pet adoption and animal rescues
-  \$61.69M to Vision Australia to fund 125 Seeing Eye Dogs for Australians who are blind or have low vision
-  \$2M to natural disasters including flood and bushfire relief to provide veterinary care and pet supplies
-  66,000* shelter animals rehomed through Petbarn in-store Adoption Centres

*Figures correct as of December 2022



RSPCA QLD & Petbarn Team at Community Outreach day

To learn more about the Petbarn Foundation



Scan here or go to
petbarn.com.au/foundation

The Petbarn Foundation supports hundreds of charities who support thousands of people and pets every year

Meet Chippie

Chippie is a Petbarn Foundation sponsored Empower Assistance Therapy Dog, who has been placed to help encourage positive conversations and to provide emotional support for tradies, truckies and other blue collar workers in the work force.



Meet Cali

Cali arrived at Sweet Pea Animal Rescue, as an anxious girl. She had not previously made many doggie friends, but by giving her routine and a rewards-based training program with experienced trainers the team at Sweet Pea helped her overcome her fear and reactivity, helping her evolve into a sweet and loving dog.

After two years of patience and positivity Cali found the perfect home with two wonderful humans who love her to bits. Cali is now flourishing in her amazing forever home.







A First Steps

The joy of a new puppy

At Petbarn, we're here to help you provide the best care for your newest family member with this guide to all things puppy-related.

As a new pet parent, you want to make sure your puppy starts off on the right paw so they can grow into a happy and healthy adult.

In the following pages you'll find everything you need to look after your puppy. From diet and exercise, to puppy school and vaccinations, these essentials will help you make the best decisions for your puppy's well-being to shape them into a strong and confident dog.



Don't forget to use the vouchers on page 82 to save up to 20% on your puppy's essentials!

Have any other puppy care questions?

Just ask [petbarn.com.au](https://www.petbarn.com.au)



Before getting a puppy

Finding the right puppy for you is a big step! Make sure you've thought about these questions when choosing your new best friend.

Where do you live?

And where will your dog live? You need to consider the breed and the size your new puppy will reach once they're fully grown to make sure there's enough space in your home for them. Is your backyard secure so your puppy can run and play safely? Are your fences big enough to hold your curious new pet? If you rent, make sure your landlord is okay with you having a dog.

Does their size suit you?

Whilst some fully grown dogs may only be several kilos, the medium, large and giant breeds are in excess of 20 kg and can easily reach 60-70 kg or more for the giant breeds. This affects the amount of food they will eat too.

Are they right for you?

It's not just size that you need to consider. Make sure you research the breed and energy levels first.

Exercise: How much exercise and activity will your puppy need? Be careful not to over or under-exercise your dog.

Grooming: Are you aware you may need to regularly clip, brush and groom your pup?

Indoor/Outdoor: Where will your puppy spend the majority of their time, and does that suit their breed?

Will they be alone a lot?

Some breeds cope better with being alone than others. If you are at work all day, choose a breed that doesn't require constant companionship. Separation anxiety is common and challenging so its important to enrol into a Puppy school.

Do you have the budget?

While the cost of a puppy is a one-off expense, you need to be sure you're financially stable enough to maintain their care. Grooming, vet care, health treatments and dog food are ongoing expenses. You should also have a back-up plan just in case your beloved friend has an accident – pet insurance or savings.

Where is your puppy coming from?

Whether you choose to adopt a rescue puppy, or find your friend via a breeder, make sure the background of the puppy provider checks out.





**Petbarn
Adoption**



Have you considered adoption?

At Petbarn, we believe that all pets deserve the chance to have a happy and healthy life with a loving family. That's why we don't sell dogs and cats, but partner with animal shelters to find forever homes for pets.

- Dogs that are available for adoption have been microchipped and undergone a vet health check.
- Dogs up for adoption often have some level of training.
- They're socially adapted and family friendly.
- Dogs that are up for adoption are desexed.
- By adopting, you're saving a life.
- Dogs in adoption centres are just looking for lots of love.
- There are thousands of puppies available for adoption every year, so don't think you can only purchase a puppy from a breeder!
- Like all pets, puppies and dogs bring so much joy to your life and can improve both your mental and physical health.

Ready to adopt?

Find the best dog for you through Petbarn and SavourLife's database of rescue dogs across Australia looking for their forever homes by visiting petbarn.com.au/services/adoptions or by using your phone camera to scan the code to the right.



Scan here with your phone camera!



The power of adoption

How a Sydney couple's passion for helping animals changed the life of 45,000 dogs (and counting).

Do what you love and you'll never work a day in your life...

For Michael McTeigue, founder of SavourLife, he'd always dreamed of helping save rescue dogs. This realisation put the wheels in motion for Michael to follow that dream, quit his corporate career and start SavourLife – an Aussie dog food company that donates 50% of its profits to pet rescue organisations.

"I've always had a soft spot for dogs, and now rescue dogs in particular," says Michael. "Our first dog, Buddy, was the inspiration for SavourLife. I think if one dog that we help save brings a millionth of the happiness to someone, that he brought to our lives then that would be an awesome thing."



The pairing of a fantastic cause with a natural, Australian-made product has allowed husband and wife co-founders, Michael and Kim, to contribute so much to pets in need. "We've now reached over \$5 million in donations and shared this with over 250 rescue groups in every state or territory and supported the re-homing of over 45,000 dogs!" he says.

This includes his two "Chief Tasting Officers" Missy the 'Tripawd' and Max the Labrador. "Missy was abandoned at four weeks old with a crushed leg and Max was abandoned as a six-month-old puppy – he's an example of the myths around rescue dogs. If you want a puppy or particular breed, believe me you can find them." Michael and his small team, work hard to grow SavourLife more and more. "When I make a decision for our business, I always ask 'Will this help us save more dogs?' – It's a really simple guiding principle." And the need to support adoption is great. "There are over 100,000 dogs abandoned in Australia every year and we are determined to fix that."

SavourLife dog food and treats



SavourLife
Essentials
Chicken Puppy
Food



SavourLife
Ancient Grains
Lamb Puppy
Food



SavourLife
Grain Free
Chicken
Puppy Food



SavourLife
Ancient Grains
Large Breed
Puppy Food



SavourLife
Australian Chicken
Dog Training
Treats



SavourLife
Peanut Butter
Biscuits Dog
Treats



SavourLife
Frozen Puppy
BARF



Find your new best friend through Petbarn and SavourLife's national rescue dog database.

Visit petbarn.com.au/services/adoptions

Top breeds

When you're looking for your new best friend, check out some of Australia's best-loved breeds.

Poodle

Miniature Poodles make for intelligent and joyful companions, but like most dogs they can get bored easily. Comical and clever, these well-proportioned dogs are popular as show dogs. Miniature Poodles are not keen on outdoor living – they love human companionship and are ideal pets for families and the elderly. They do require regular grooming and attention to their coats. Like most small breeds of dogs they can be prone to dental disease so it's important to establish a robust dental preventative plan early on.



Maltese

Easy to get along with, playful and mild-mannered, Maltese are the epitome of a companion dog. They are famed for the straight, silky white hair that forms their coat. This toy dog breed is trusting and devoted to its owner and makes a perfect lapdog. Malteses are highly intelligent and excel in competitive obedience, agility and learning tricks, but you will need to keep up your training schedule!

Jack Russell Terrier

Fearless to a fault, the Jack Russell Terrier is a merry, cheeky, devoted and loving breed that gets along well with children and strangers. They are extremely intelligent and thrive on action and adventure so make sure they're mentally and physically stimulated. As they're full of energy, a daily run or game of fetch is important, and professional obedience training is suggested from an early age to bring out the best in your buddy.



Border Collie

A Border Collie is a very active dog and is sure to keep you on your toes. Bred for herding sheep, they are a highly intelligent breed, known for their tenacity and obedience. A happy Border Collie requires regular interaction, play and training. On the plus side, they will be high-fiving you in no time at all – when they're not running rings around you with energy to burn. They thrive on regular exercise; so daily walks and games of fetch will keep them stimulated. This breed is most suitable for people who have plenty of time to spend with their new furry family member.



Mixed breeds

Don't forget about the wide world of wonderful mixed-breed dogs! Often you'll be lucky enough to enjoy some of the best character traits of two or three different breeds. There are so many friendly pups in adoption centres just waiting for forever homes. The centre will have worked out the dog's temperament and energy levels to help them find a family with a lifestyle that suits. You can learn all about your prospective pet before you make the big commitment. Plus, when you adopt a dog, you'll bring home a very grateful puppy.




Dog Breed Selector

Find your new best friend

Are you dreaming about bringing a puppy into your home, but can't decide which breed is right for you?

Our Dog Breed Selector matches your needs with a breed that's perfect for your lifestyle.

Visit petbarn.com.au/petspot/dog-breed-selector or scan the code with your phone's camera.



Scan here with your phone camera!

Puppy development

As your puppy grows to become a well-rounded dog, these are the milestones that will make you a proud parent.

Newborn

Pups at this stage rely solely on their mother until they're three or four weeks old.



NexGard Spectra
Flea and Tick
Treatment



Hill's Science Diet
Small Bites
Puppy Food

8 to 10 weeks

Puppies arrive at their new home! At this stage, they'll start their toilet training if not already, lead training and you'll need to know where they're at with their vaccinations and parasite prevention.

They'll need:

- Puppy pads.
- Collar, lead and ID tags.
- Training crate.
- Toys and a bed.
- Prevention from parasites such as fleas, ticks and worms.

2 to 7 weeks

Their eyes and ears open and they start to walk and bark. They will start developing their milk teeth.

Pups can start to be weaned from 4 weeks of age and slowly introduced onto a solid diet – they can be fed small amounts several times a day.

They'll need:

- Puppy-specific food enriched with DHA for brain development and vision, as well as premium ingredients to help them grow strong.



Freshco
Eco-Friendly
Training Pads

2 to 3 months

Once your puppy has completed their vaccinations at around 14-16 weeks, they'll be ready to step out into the world.

They'll need:

- Clean-up bags for waste.
- Odour neutraliser (for any little accidents).



KONG
Puppy Toy



Freshco
Waste Bag Refills

4 to 5 months

Their baby teeth start to fall out at around 5 months and their permanent teeth start to grow. They will be more responsive to training and it's important to reinforce skills learnt at puppy school.

It's still okay to feed 3-4 small meals per day and this can slowly decrease to twice daily.

They'll need:

- Treats for training.
- Grooming essentials.
- Teething and chew toys.

They're an adult dog!



12 to 18 months



If your dog is a small or medium breed, at 12 months they're now an adult and will stop growing in size. Large breeds will continue to grow until they reach their full height and weight at around 18-24 months. When puppies become adults, it is important to transition them from puppy food to adult dog food which will provide them with the right balance of nutrition for their life stage.

They'll need:

- Super premium adult dog food.
- New harness, collar and bed, based on their growth.
- Dental care essentials.



Greencross
Vets

You can book your vet appointments online!
Visit [greencrossvets.com.au/book-online](https://www.greencrossvets.com.au/book-online)

6 to 12 months



Depending on the breed, some puppies will start to slow their bone growth. Smaller breeds will reach sexual maturity; this is an ideal time to have a conversation with your Greencross Vets to confirm when is the most appropriate time to book your puppy in for desexing.

They'll need:

- Activity-based toys for fun.
- A trip to the vet.



How to puppy proof your home



Consider your home through the eyes of a curious puppy and make adjustments so it's a safe and secure environment.

The kitchen contains drawers and cabinets with interesting smells and tastes. It's likely that your puppy will want to explore everything, so secure your shelves with childproof latches to keep your puppy out of your food and cleaning products.

The bathroom has many hazards for a curious puppy including medication, razors, cotton buds and soap. Be sure you keep the toilet lid down too as shallow pools of water can pose a drowning risk.

The bedroom will certainly interest your new puppy

as they get to know your scent. Shoes, clothing, hair ties, toys and other small chewable items should be secured for safety.

The living area has electronic gadgets and loose cords that your puppy might chew. Don't leave handbags, phones, remotes, kids' toys and magazines (or really anything of value) lying around, as there's a risk of them being chewed and swallowed.

The backyard and garage have obvious dangers, including chemicals, like paint and cleaners. Some plants can

be toxic to pets, too. You should also check that your puppy can't escape the yard through gaps in the fence.

Remember: dogs can dig!

Vet advice:

A puppy gate is great for blocking your puppy's access to areas they shouldn't explore.



Welcome to the family

Arriving at their new home can be overwhelming for your new puppy. Here are some things to keep in mind to help your new pet feel like one of the family.



Vet advice:

Put some puppy pads down before introductions are made as your puppy may get excited and have a few accidents!



Meeting the family

Introduce your new puppy to your family and other pets slowly and gently. Take notice of how your puppy is feeling as they will communicate any discomfort. Here are some tips for ensuring they'll be best buds in no time.

Kids and puppies

Kids and puppies are a great match, provided they start out on the right foot.

If introducing a puppy to children, try to keep the kids calm and let your puppy approach the kids, not the other way around. Introduce babies in a gentle, positive manner, holding them safely out of reach. Arrange a 'safe zone' for your pup – such as a cushioned crate or a kennel – where they can retreat to if they feel threatened or overwhelmed. Remember that you should never leave a puppy or dog alone with a young child.

Puppies and other pets

If introducing your puppy to an existing pet, do the first meet and greet on neutral ground. A local park is a good idea here. This will prevent resident pets from feeling threatened. Ensure your existing pet and your puppy are up to date on health checks and vaccinations before introducing them.

Sleeping through the night

The first night at home with you might be the first time your puppy is away from their mum and litter mates. Here's a few ideas to help them settle in.



Create a cosy space for your puppy to sleep in, for example, follow the steps on page 23 to set up your puppy's crate.

Tire your puppy out with a variety of chase toys and mentally stimulating toys throughout the day so that when night comes, they're ready to head straight to bed.

Wind down before bedtime and teach your puppy to do their business before bed so they will stay asleep for longer. Remember, if your puppy is sleeping in a crate, they will not be able to hold their bladder overnight and so they will have to be let out in a few hours.

Separation anxiety is not uncommon and if your puppy whines or tries to leave their bed, try soothing them with a calm voice and put them back to bed. Try to resist putting your puppy in your bed as this will be a hard habit to break as they grow older and can be unsafe for them. Instead, you can place their bedding close to yours till they settle.

Provide a snuggly toy for your puppy to cuddle with while they adjust to being away from their mother and other siblings. Use an object that has the familiar scent of their mother and litter mates and include an item with your scent on it so they learn to feel safe with you.

It may take a couple of nights at home for your puppy to settle in, but with these handy tips you'll be catching those zzz's together in no time.

We recommend



Aroma Dog
Fleece
Blanket
Puppy Toy



KONG
Wild Knots
Bear Dog
Toy

Which bed is right?

Should you go for a bed, kennel or crate? Find the perfect sleep zone for your puppy with these pointers.

Selecting the right bed is a must for all puppies, even if you've decided that they will sleep in a kennel or crate. As puppies spend a lot of time sleeping, creating a cosy and calm space for your pup to sleep in means choosing beds that feature plush lining and bolster walls for snuggling. Ensuring you have the right amount of padding to support your puppy's growing joints is key. Be sure to choose bedding they can grow into and that has easy washability in case of any accidents.

Kennel

Kennels are perfect for puppies that will live as outside dogs or share the house with kids and other pets. When you select a kennel, consider the size your puppy will grow to. The kennel needs to be big enough for them to turn around and lie down in comfortably. Keep the kennel raised off the ground and make sure it's not too far from your house, so your puppy doesn't feel isolated. Add in some cushioned bedding and your puppy will love their cosy refuge.

Crate

A crate offers your puppy their own safe haven. Crates also limit destructive behaviour and are helpful for creating a routine, plus, they can be used on car trips. Your puppy needs to be able to comfortably stand-up, lie down, turn around and stretch inside their crate.

We recommend



Countour
Dog Training
Crate



All Day
Cosy Cottage
Dog Bed

Zzz



Crate training 101

Getting your puppy to use their crate is a gradual process.

- Set up the crate so it's cosy and inviting. Put a crate mat on the base and add a soft bed.
- Leave the crate door open and tempt your puppy in with a treat or toy.
- Place the treat or toy in the back of the crate so they have to go completely inside to retrieve it.
- When your puppy first ventures into their crate stay close and reassure them that all is well.
- Gradually close the door but stay with them and encourage their good behaviour.
- Keep the "closed door" periods short at first.
- When you're happy that your puppy is relaxed in the crate, with the door closed, leave them alone – initially for short periods, gradually increasing the duration.
- Make sure that their crate is a safe haven; never use this as a punishment area.



For more info:

For more tips on how to crate train your puppy, visit: www.youtube.com/PetbarnAustralia

Puppy must-dos

While nobody likes paperwork, the quicker you get onto this, the quicker you can ensure your puppy's health, safety and happiness.



Microchipping and registration

In most Australian states and territories, having your puppy microchipped is mandatory. This is a quick and relatively non-invasive procedure that allows you to register your puppy so that if they ever stray, a vet or pound can use the microchip to identify them and access contact details via a privacy protected database. Many local councils require residents to register their dogs before they reach 12 weeks of age, and fines can apply if you don't do so. Check whether your puppy has already been microchipped, as many breeders will do this as standard procedure. Ensure you register your pet with a national pet registry for even easier lost pet recovery. If your pet has not been microchipped, take them to your local Greencross Vets to have this quick and easy procedure done.

Pedigree pups

If you're welcoming a pure-bred puppy into your family, it's worth knowing their family tree. Breeders should supply papers that show that the puppy is registered with the relevant breeder association.

Ask the breeder for the registration of your puppy's parents, including certificates showing they've been screened for any common hereditary diseases.

Health checklist

Registered breeders and pet adoption centres will have taken your puppy for their first vet health check, which includes the first round of vaccinations and microchipping. Make sure you have a record of the following:

- ❑ First vet health check
- ❑ Microchipping
- ❑ Vaccination record
- ❑ Parasite prevention plan

Keeping a record of this information will be useful when your pet starts puppy school and is also necessary if you're thinking of sending your puppy to doggy day care, a boarding facility or for a pamper session at the groomer.

Healthy Pets Plus

Greencross Vets' Healthy Pets Plus wellness membership program makes doing the right thing for your puppy simple and affordable. Membership benefits include unlimited consultations, free vaccinations and microchipping, free WebVet advice 24/7 and exclusive discounts!

See page 48 or visit greencrossvets.com.au/healthy-pets-plus to learn more.

Greencross Vets

For more information on microchipping, visit your local Greencross Vets. Book online today at greencrossvets.com.au/book-online



Vet advice:

Regular, twice yearly health checks are important to maintain health and well-being and for the early detection of disease.



What should I feed my puppy?



Feeding the right food is an important part of giving your puppy the best start in life. A super premium diet is the best way for your little one to grow into a happy and healthy dog (see page 34).

A puppy grows much faster than you – in just a year or two, they'll accomplish what you do in 15 years (hence 'dog years'). To support their healthy development, your puppy needs specially formulated puppy food that is complete and balanced and contains a higher percentage of proteins, fats and carbohydrates compared to adult dog foods. Look for foods fortified with DHA (a natural omega-3 fatty acid) as this has been linked with smarter, more trainable dogs – what a treat!

Don't change your puppy's food in the first few days in their new home

Moving house and changing families is very stressful and can affect your puppy's digestive system. Keeping them on the same diet they're used to will reduce the chance of stomach upsets or diarrhoea. When you are ready to change your puppy's diet, do so slowly over a minimum of ten days, gradually introducing their new food.

Choosing their food

Take into account:

1. The age of your puppy.
2. The breed of your puppy.
3. How active your puppy is (different foods have varied energy outputs and therefore varied quantity recommendations).
4. Whether your puppy is overweight, a healthy weight or underweight.
5. The size of your puppy, and how big they will grow.
6. What you are currently feeding your puppy.

Wet or dry puppy food?

Why not both! Mixing a little bit of wet food into their kibble provides your puppy with the dental benefits of dry food as well as the tastiness of wet food.

Remember to take into consideration the total amount of food that they are eating in a day. Wet puppy food (or fresh and frozen food) should not be in addition to the recommended daily feeding amount on the dry puppy food bag, but should replace a portion of the dry food.

After understanding your puppy's age, breed, activity and weight, look for a food that matches their needs. Puppy food comes in a large variety of options.

Types of food

Dry food

Dry food refers to dried kibble and is often a convenient option for pet owners. Choose a super premium dry kibble to ensure it is nutritionally complete and balanced with quality ingredients.

Wet food

Wet food refers to the food available in pouches, rolls or tins. These foods contain higher water content than dry foods and the rich aromas can be used to entice fussy eaters and increase hydration.

Fresh & frozen food

Fresh & frozen food often contains meats and ingredients in their raw and natural form. You can find these foods in the fridge and freezer section of your local Petbarn.

When is my puppy ready for adult food?

While some dogs will always have a spark of puppy-like cheekiness, your puppy's physical maturity level will depend on their breed and size. Small and medium breeds typically become adults at 12 months, while it can take up to 24 months for giant breeds to mature. Every dog will hit their milestones at different times and it's best to talk to your local Greencross Vets team

about your pet's growth. Once your puppy is all grown up, use our Food Finder to determine the right adult dog food for them.

We recommend

 Greencross
Vet Approved



ProBalance
Gut Health
Puppy Food



Royal Canin
Wet Puppy Food



The Nosh Project
Puppy Food

The
Nosh
Project.

Nothing's made like Nosh



Quality & fresh Aussie ingredients balanced with the 27 vitamins, minerals, and fatty acids that are vital for the growth and development of puppies.

The Nosh Project's Slow Cooked Chicken Bowl for puppies is a single protein meal packed with human grade whole foods and nutrients. If you are cooking meals at home, simply add The Nosh Project's Puppy Nourish²⁷ Balance to our specially formulated recipes to ensure you have the right mix of nutrients to meet your growing puppy's dietary needs.

Shop The Nosh Project exclusively at Petbarn, City Farmers, and Greencross Vets



What are the food options for my puppy?

There's a world of choice when it comes to choosing what's on the menu for your puppy. Here's a look at some of the options available.



Science based food

Example: Advance Toy & Small Breed

Scientifically formulated foods are the best match for puppies as they're backed by extensive evidence-based research into the nutritional needs of dogs across different sizes, life stages and health needs. Being complete and balanced, these super premium foods focus on providing the optimal balance of nutrients from high quality ingredients to support healthy and happy puppies, right through to their growth into adult dogs and beyond.



Breed specific food

Example: Royal Canin

There are so many gorgeous breeds out there and it's not uncommon for them to have differing nutritional needs. Based on genetics, some dogs are more likely to have faster metabolisms or a predisposition to certain health concerns. This is where breed specific kibble comes in. A subset of science-based foods, these are formulated to meet the needs of your puppy based on their breed and gives them everything they need to live their best life.



Fresh & Frozen

Example: The Nosh Project, Leaps & Bounds and Prime100

There are many fresh and frozen options available to mix up your puppy's meal times which prioritise natural ingredients and a balance of vitamins and minerals to deliver the nutrition your puppy needs. Products such as The Nosh Project are slow cooked as a single meal packed with human grade protein, whole foods and nutrients to allow you to feed as a complete and balanced diet.

Note: When handling raw meat we strongly recommend the use of gloves, thoroughly washing your hands, using separate utensils and chopping boards, and disinfecting all surfaces and objects that come into contact with the food.



Natural pet food

Example: Billy & Margot

Natural pet foods give your puppy a well-rounded diet with a focus on wholesome ingredients, and avoid artificial additives and preservatives. While these typically sit at the super premium end of the pet food scale, they can also be found in standard varieties. You can trust that your puppy is benefiting from the best ingredients and the vitamins and minerals that go with them.

Food Finder

Not sure what to feed your puppy?

Our online tool will recommend you the perfect match for your best friend based on their:



Age



Breed



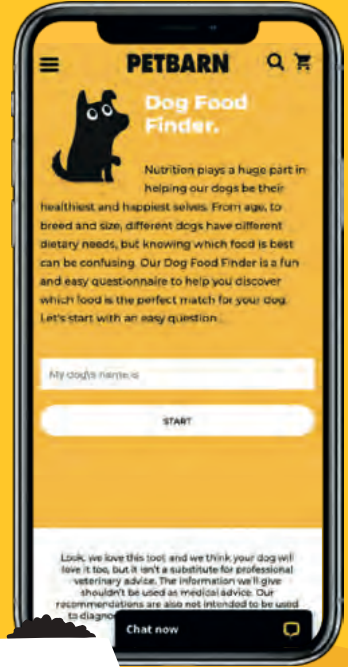
Weight



Size



Exercise Level



Scan here with your phone camera!

Visit petbarn.com.au/petspot/food-finder or scan the QR code with your phone camera.



Frequent Feeder

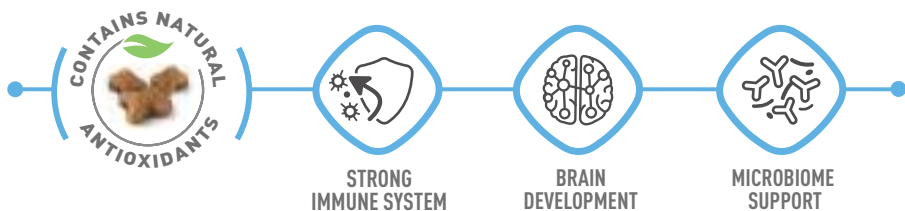


Save up to 25% on selected puppy food*. Learn more on pg 83.

HEALTH IS LIFE'S FOUNDATION

Your puppy's nutrition plays a key role in their physical and mental development. With over 50 years of nutrition expertise, ROYAL CANIN® products address every requirement to give your puppy the best start in life.

ROYAL CANIN® super premium nutrition is tailored too help build your puppy's natural defences enabling healthy growth and digestive support.



*For full terms and conditions see www.petbarn.com.au/terms-and-conditions

Benefits of super premium food

What is super premium food?

'Super premium' refers to the high quality of the ingredients and formulations. Not all dog food is equal. Compared to some pet foods typically found in supermarkets, super premium puppy and dog food is complete and balanced, vitamin-rich, and nutritionally dense with quality proteins, fats and carbohydrates for healthier pets.

Why you should feed a super premium diet

Puppies have different nutritional needs to adult or senior dogs, and small-breed dogs need different nutrition to large breeds. A super premium diet is specifically formulated to support the needs of dogs at each life stage. This quality of food is nutritionally complete and balanced and should be used as your puppy's everyday diet as it encourages the healthy development of their immune system, brain, joints, muscles and more.

What about the cost?

You may think that super premium diets are expensive

compared with supermarket brands. However because of their high digestibility and calorie density, your puppy will need less food to meet their nutritional needs. When this is considered and a cost per day is calculated, these foods compare favourably, especially when ingredient quality and the health benefits are factored in.

Are you feeding your puppy right?

The clue is in their poo! It may seem gross but checking your puppy's poo is one of the best ways to gain an insight into their internal health and whether they're eating the right diet for them.

A healthy dog poo should have the consistency of firm play dough and leave little to no residue when picked up. These poos should not contain any undigested food or an excess of grass and fur.

Start your puppy on super premium food today and you'll soon notice that they're producing smaller, firmer and less smelly poos!

Choose from our range of super premium foods at Petbarn, including Hill's

Science Diet, Pro Plan and Royal Canin and notice the improvements in your pet.

We recommend



Hill's Science Diet
Large Breed Puppy Dry Food



Advance
Oodles Puppy Food



Royal Canin
Mini Puppy Dry Food

Vet advice:

The perfect dog poo is one that you can easily pick up.





Frequent Feeder



Save up to 25% on selected puppy food*. Learn more on pg 83.

starting life out strong



Supports bone & muscle development to help young pets grow big and strong

SCIENCE DID THAT.



Balanced minerals for strong bones & teeth



DHA from fish oil for healthy brain & eye development



High-quality protein for building lean muscles



Clinically proven antioxidants Vitamin C+E to support the development of a healthy immune system

*For full terms and conditions see www.petbarn.com.au/terms-and-conditions

Toxic for puppies

No matter how longingly they look at you with their puppy-dog eyes, there are some foods that are absolute no-nos for your dog. The following common ingredients can lead to serious health issues, and some can even be fatal.



Your dog should not eat

- ⊗ Onions
- ⊗ Garlic
- ⊗ Chocolate
- ⊗ Coffee or caffeine products
- ⊗ Bread dough
- ⊗ Grapes, raisins, sultanas, currants
- ⊗ Nuts (especially macadamias)
- ⊗ Fruit stones (pits)
- ⊗ Cooked bones, small pieces of raw bone and fatty trimmings
- ⊗ Xylitol (a sugar substitute found in some products such as lollies and chewing gum)
- ⊗ Alcohol
- ⊗ Human medications

*This list is not exhaustive. If you think your puppy has eaten something they shouldn't have, seek vet advice immediately.



If your puppy has, or may have consumed any of the items on this list, **refer to your local Greencross Vets or emergency vet immediately for treatment.**

If after hours go to your nearest Emergency Vet

Visit greencrossvets.com.au/emergency-care for a list of 24/7 vets near you.



Expert Pet Nutrition™

ADVANCE™

Getting the best start in life



Congratulations on your new family member!

With their energy and enthusiasm, a puppy brings a wealth of love to a home. Puppyhood is, however, a critical time and how a puppy is fed will affect their future growth.

Why feed ADVANCE™?

Using the best of global science, local knowledge and consumer insights, ADVANCE™ uses only quality ingredients to produce one of Australia's highest quality controlled super premium pet foods.

ADVANCE™ is a super premium pet food which boasts a myriad of benefits, including:

- High quality ingredients.
- High digestibility for less backyard waste.
- Cutting edge nutritional innovation.
- No artificial colours or flavours

ADVANCE™ Puppy food range

Expected adult weight of your puppy:



ADVANCE™ Puppy - Chicken with Rice

ADVANCE™ Puppy Small Breed has rehydratable kibble that may be softened by soaking with warm water prior to feeding.



ADVANCE™ Puppy All Breed - Chicken with Rice



ADVANCE™ Puppy All Breed - with Lamb & Rice

When feeding both ADVANCE™ dry and wet food, simply halve the recommended quantities of each product and let your pet enjoy the advantages of both formats.

ADVANCE™ is scientifically formulated to help improve dog health

All ADVANCE™ Puppy Dry formulas contain:



Natural Colostrum

Helps defend against digestive upsets.



Omega 3 DHA and Choline

To support healthy vision and brain development, to help encourage a puppy's learning.



Antioxidant Vitamin E

Clinically proven to increase antioxidant level. Helps provide a natural defence for your dog against Australia's climate.



Omega 3 and 6 Plus Zinc

To maintain a healthy skin and coat with reduced coat scale.



Fermentable Prebiotic Fibre

To support digestion and a healthy gut microbiome.

Frequent Feeder



Save up to 25% on selected puppy food*. Learn more on pg 83.

*For full terms and conditions see www.petbarn.com.au/terms-and-conditions
© 2023 Mars or Affiliates.

Expert Pet Nutrition™

ADVANCE™

Healthy treats

Treats are a handy training tool for your puppy and some are better than others. Here's our guide to healthy treating.

Training treats

Dog treats are a great training aid when teaching your puppy commands and rewarding them for good behaviour. One of the reasons your puppy will be responsive to this type of reward is because they have a strong sense of smell. Make sure you don't go overboard with the treats – they should only make up 10% of your puppy's daily calories – and be sure to choose options made from quality, natural ingredients.

Off the menu

While you may consider table scraps dog "treats", they can lead to weight gain and stomach upsets. Some of our favourite ingredients can even be toxic for dogs. To ensure their health, puppies should only eat treats and food created specifically for them.

Treats as games

Keep your puppy entertained by filling a Kong toy with some small treats to create an interactive game.

Challenge your puppy to find what's inside to stimulate their senses and help them develop problem-solving skills.

Healthy treats

Just as we humans keep an eye on the snacks we eat, you must consider your puppy's health when buying treats. Always look for puppy treats that contain real ingredients like chicken and fish, and avoid options that are high in sugar, preservatives and saturated fats. Treats with dental benefits and lots of vitamins and nutrients are a great way to keep them healthy.

Our favourite treats



Leaps & Bounds
Chicken & 3 Veg Meaty
Puppy Treats



Butcher's Superior Cuts
Lamb Ear Dog Treats

Vet advice:

Treats should only make up **10% of their daily calories.**





LEAPS & BOUNDS™

Natural with added vitamins & minerals

PUPPY TREATS



MADE WITH
REAL MEAT

SOFTER TEXTURE
GENTLE ON
PUPPY TEETH

NO ARTIFICIAL
COLOURS
OR FLAVOURS

Learn more at leapsandboundspetfood.com

Protection that shows how much you care

With 3 levels of cover available, you can find the best match for you and your puppy.



Core Cover

Want cover for just the basics?



Core Plus Cover

For a little more peace of mind



Total Cover

Most extensive level of coverage



Jane saved \$2734 when Bella was attacked by another dog

"We decided on Petbarn Insurance because the premiums and benefits were competitive and the staff in-store were positive, friendly and helpful. We were lucky to have this security when Bella was attacked by another dog and had to be rushed off for urgent surgery on her wound. The policy helped to minimise the vet bill, which otherwise would have cost us thousands. Having insurance gives us peace of mind, knowing that if anything adverse should unexpectedly happen again, we have support to ensure Bella will have the best care."

- Jane

Visit petbarn.com.au/services/pet-insurance to learn more and get a quick quote or call **1300 618 412**





Delicious treats for the newest furry member of your family. Training time is sure to be a breeze with these tasty little snacks.



Puppy health care



**Greencross
Vets**

Greencross Vets is part of our Petbarn family

Together we are here to provide the best care for your puppy! The friendly team at Greencross Vets are here to answer any questions you may have and it's easy to find a Greencross Vets close to you. Your local team of vets and nurses are passionate about pets and will ensure that you and your puppy always receive the highest standard of veterinary care.

Read on for some puppy health care tips from our Greencross Vets team.

Preparing for your puppy's veterinary needs



Health

The cost of pet care

The joy of becoming a pet parent for the first time is invaluable, but there are a number of ongoing and sometimes unforeseen costs which are essential to maintain your pet's health. While human healthcare is supported by the government, unfortunately our pets' are not. Pet parents are financially responsible for all veterinary care costs and it's important to understand these costs when choosing your pet.

Speak with your local Greencross Vets team about affordable payment plan options available including: Vet Pay and Zip or GapOnly™ on the spot insurance claims. And you can find out more about our exclusive Healthy Pets Plus membership program on [page 48](#).

What is pet insurance?

Pet insurance is designed to help pet owners with veterinary expenses in case of any unexpected illness or injury for their pets.

You can gain peace of mind knowing eligible vet bills for illness and accidental injuries will be covered, providing financial assistance in difficult times. With most insurance policies, there are a number of different cover options to suit your needs.

Why do you need it?

Things don't always go to plan, and this is where pet insurance can assist so you can focus on choosing the best care for your pet. If your pet falls ill or becomes injured, having pet insurance will provide peace of mind and reduce financial stress if you have to make unexpected trips to the vet.

When should I get it?

Puppies are naturally curious and adventurous, and therefore injury prone, so the likelihood of injury at this time is high. You can take out insurance from when they are 8 weeks of age.





What are the benefits of Petbarn Insurance?

- Helps lessen the financial burden of unexpected vet bills - claim up to 100% on eligible vet bills on our Total Cover* plan
- Helps pet owners to focus on choosing the best treatment options rather than costs
- No overall policy limit (up to applicable benefit limits)
- Claim on the spot and only pay the gap for eligible vet bills at select clinics with GapOnly
- 10% discount if you insure more than one pet
- 3 levels of cover to choose from and flexible payment options to suit your needs
- A copy of our Little Black Book of Savings, offering more than \$1,000 of value in vouchers and discounts.

*65% for pets over 8 years old.

Common conditions treated

Unfortunately, unforeseen circumstances can affect us at any time. Here are some of the most common conditions, with the average costs that our customers claim for:

Condition	Avg. Cost*	Max. Vet Treatment Cost
Allergic skin diseases	\$713	\$17,720
Ear infections	\$361	\$14,629
Osteoarthritis (arthritis)	\$614	\$9,758
Cruciate Ligament Disease	\$3,817	\$26,894
Diarrhoea	\$424	\$15,971

*Based on PetSure claims data from 2021

Visit petbarn.com.au/services/pet-insurance to learn more and get a quick quote or call **1300 618 412**



Vet health checks

A healthy pet is a happy pet and an important part of maintaining your puppy's well-being is regularly going to the vet!



First steps

It's best to take your puppy to the vet within the first week of bringing them home. Your vet will perform a nose-to-tail physical examination to confirm that there are no health concerns and establish the best preventative health care plan for them including a vaccination schedule and parasite prevention program.



\$40 off your next vaccination

at your local Greencross Vets.

Get your voucher on **pg 82**.

What happens at a puppy health check?

Your puppy's visit

- Much like a baby's visit to a GP, your puppy will be weighed and their temperature checked
- The vet will perform a full examination of your puppy from their nose to their tail
- Their first vet visit also involves giving a lot of great advice including what to feed and organising puppy school
- Of course, your puppy will be rewarded with treats for their good behaviour!

Your visit

- The vet will have questions for you about your puppy's history, current diet, parasite prevention, and general behaviour
- The vet may also ask you to bring a small sample of your puppy's stool to check for worms
- Feel free to ask your vet any questions about how to best care for your puppy



How often should I take my pet to the vet?

Taking your dog to the vet every 6 months is important for the early detection of any disease or illness. Each time you visit the vet, tell the team anything out of the ordinary that you've noticed. You know your dog best!

What should I look out for?

If your puppy is injured or showing any signs of illness such as diarrhoea, vomiting, lethargy or weight loss, it's important to contact your local vet as soon as possible. Other signs that your puppy may be unwell are a lack of energy or a change in behaviour. It doesn't hurt to be cautious so contact your vet if you're unsure.

Tips for stress-free vet visits

Trips to the vet don't have to raise the heart rate. There are steps that you can take to encourage an enjoyable and stress-free visit for you and your puppy.

Relax

Puppies are very intuitive. If you adopt a relaxed and positive attitude when you visit the vet, your puppy will often follow your lead.

On the road

Puppies often arrive at the vet anxious due to the car ride. Taking your puppy on short drives and rewarding them can help them get over stress during trips.

Touchy feely

Help your puppy become accustomed to veterinary examinations from nose to tail by playing with their paws and toes, lifting up their lips, looking and touching their teeth, and feeling their tummy and legs on a regular basis.

Just drop by

Popping into the clinic to say hello can help familiarise your puppy with the vet and all the smells without being physically examined each time they visit – except for cuddles of course!

To locate your nearest Greencross Vets and book an appointment **visit [greencrossvets.com.au](https://www.greencrossvets.com.au)**

Pet Emergencies



If after hours or you have an emergency, go to your nearest Emergency Vet.

Visit **[greencrossvets.com.au/emergency-care](https://www.greencrossvets.com.au/emergency-care)** for a list of 24/7 hospitals near you





Vaccinations

Why should I vaccinate my puppy?

Your puppy can be exposed to many common but preventable diseases that exist in the environment and that pass between dogs. While some of these diseases can be treated, many are very serious and potentially fatal. It is necessary to build your dog's immunity when they are young to avoid serious health issues in the future.

Only once your puppy has completed their full 14-16 week vaccination schedule, and your vet is certain they are healthy and adequately protected, you should take them for walks in public parks or introduce them to other dogs. Remember that vaccines take 1-2 weeks after the final injection to fully protect your pet.

Vaccinations and socialisation

Socialising your puppy from a young age is fundamental in reducing behavioural problems and ensuring they grow into a friendly adult. However, you must ensure that your puppy is fully protected from vaccinatable diseases before they are allowed to explore outside the home.

We recommend you introduce your puppy to other vaccinated puppies at an early age to assist with socialisation. However, you must take care to avoid taking your puppy to dog parks or other areas where dogs congregate until they have completed their puppy vaccinations as they can pick up infections from these places.

\$40 OFF
Your next vaccination

 Greencross Vets

OR

ONE MONTH FREE
Vaccinations included!

 Healthy Pets Plus

T&Cs apply. See page 82 for details

Vaccination schedule

6-8 weeks old

First vaccination

10-12 weeks old

Booster vaccination

14-16 weeks old

Final puppy vaccination

Annual booster

Every year after final puppy vaccination



Healthy Pets Plus

What is Healthy Pets Plus?

Healthy Pets Plus is developed by veterinarians and is exclusive to Greencross Vets. It's a proactive, preventative health care program designed to keep your pet healthier and happier for longer. At Petbarn and Greencross Vets, we believe proactive care not only improves your pet's quality of life, it adds years to it. The Healthy Pets Plus program makes doing the right thing for your pet simple and affordable. See page 82 for \$45 off your Healthy Pets Plus membership

How does it work?

The Healthy Pets Plus membership program includes a complete standard of preventative care services for your canine companion and allows you to spread these costs over a 12-month period.

Bringing your puppy for regular check-ups allows your Greencross Veterinarian to evaluate their general well-being and identify any health issues before they become serious illnesses. Your puppy can't tell you how they're feeling, so making use of the unlimited free veterinary consultations and scheduling regular check-ups will give you peace of mind and confidence that your puppy is healthy and happy.



Unlimited in-clinic Consultations & WebVet Consultations



Free Vaccinations and Microchipping



\$200 off Dental Care



20% off Parasite Prevention



20% off Dog Food*
*Selected brands sold at Greencross Vets



10% off Products, Services and Medication



Annual Health Screening Test

Enjoy one month free of Healthy Pets Plus. Visit page 82 for details.

Visit greencrossvets.com.au/healthy-pets-plus or scan the code to learn more.





Puppy teething

Just like human babies, puppies are born with no teeth. Their first set of baby teeth, or milk teeth, grow in between 3 and 4 weeks of age. When your puppy is around 4-5 months old, these teeth will fall out to make room for their permanent set of adult teeth. By 5-7 months, all the adult teeth will be present. It is important to note that this can vary depending on the breed.

This means that puppies experience teething twice, once for their milk teeth and again with their adult teeth. While teething is generally not a painful process for your puppy, they may experience some discomfort in their jaw at this time. The best way to help them alleviate this is to provide your puppy with specifically-designed soft chew toys. This will also prevent unwanted chewing of other objects around the house.

Signs your puppy is teething:

- Increased chewing behaviour
- Sensitive teeth or red gums
- Chewing on unusual objects
- Loose baby teeth

Should I see the vet?

While teething may involve some bleeding from the gums as your puppy's sharp teeth emerge, if you notice a large amount

of blood, immediately seek professional assistance from your vet.

Before all your puppy's adult teeth have grown in, you should book them in for a dental appointment at your local Greencross Vets for a precautionary check-up.

Your puppy's teeth won't look after themselves

It's important to establish a good dental care routine while your puppy is young. Once they feel relaxed about having their mouth examined, it's time to start brushing their teeth. Ideally, you should do this daily to prevent dental disease. Another way to keep their teeth healthy is to use a water additive, and choose food, treats and toys that have dental care benefits.

We recommend



ProBalance
Puppy Dental
Rings



Drool
by Dr Chris Brown
Teeth & Breath Balls



Our Specialty & Emergency Network

Our veterinary hospital network boasts over 20 locations across Australia, providing the highest quality specialist referral services and emergency care to pets when they need it most.

Our talented, experienced and dedicated team includes over 70 specialists or consultants across the country, making us the largest specialty and emergency network in Australia.

With depth of knowledge across a range of practice groups, our veterinary professionals specialise in areas including:

Emergency Critical Care Medicine Surgery Oncology

Radiation Oncology Neurology Dermatology Cardiology

Imaging Dentistry Anaesthesia Behaviour

Our sites have access to on-site pathology, purpose-built intensive care units and the latest diagnostic equipment including MRI, CT, radiology, fluoroscopy, endoscopy and ultrasonography facilities, all housed within state of the art veterinary centres.

With locations in NSW, VIC, QLD, SA, WA and the ACT, our team operates as an extension of local veterinary practices and provides professional advice, dedicated care and extensive experience in specialist cases or emergencies, with many of our sites being open 24/7, 365 days a year including public holidays.

To find your nearest 24/7 animal emergency and specialty centre, visit greencrossvets.com.au/emergency-care





Pet Emergencies



ANIMAL REFERRAL HOSPITAL



For pet emergencies visit
greencrossvets.com.au/emergency-care
for a list of 24/7 hospitals near you.

Desexing your puppy

What is desexing?

Desexing (also known as sterilisation, spaying, castrating or neutering) your pet is highly recommended by our Greencross Vets team. Desexing involves the removal of the reproductive system under a general anaesthetic and puppies will be back to their energetic selves within a few days. In females the procedure involves the removal of the uterus and ovaries, in males it involves the removal of their testicles.

When should my puppy be desexed?

The right age for desexing your dog can vary depending on their breed and size. Historically, the recommended age for desexing a dog is six months. However as each pet is unique, the Greencross Vets team will take into consideration everything that's special about your dog before giving any recommendations.

Why is desexing necessary?

In females, desexing your dog prevents unwanted pregnancies, and automatically stops their cycles and the associated bleeding and unwanted attention from male dogs that result in pregnancy.

Castration in male dogs helps to reduce some behaviour-related issues, like aggression problems and wandering instincts. Desexing your male dog is a protective measure against them becoming lost as it reduces their hormonal drive to stray from home in search of a mate. In addition, male urine can smell particularly strong and pungent, and desexing usually prevents this unpleasant odour.

Greencross Vets highly recommends that you have your dog desexed. This will provide your dog with many health benefits and also prevent more unplanned puppies from ending up in animal shelters. While it's not a legal offence in all Australian states, check your local laws if it's mandatory for you to desex your dog by the time they are 6 months old.



Myths and facts



Myth: Pets become lazy after they are desexed.

Fact: Your pet's personality generally won't change after they're desexed. However, young male dogs will be less inclined to mount objects and jump fences in search of a mate.

Myth: Females should have a litter before being desexed.

Fact: This is not recommended. Desexing before her first heat will greatly reduce the risk of mammary cancer.

Myth: Desexing will cause my pet to become overweight.

Fact: Desexing is typically done at an age when rapid puppy growth is decreasing and diet control is necessary. However overfeeding and lack of exercise are the culprits if your pet is gaining weight, not desexing.

Parasite prevention

What are parasites?

Parasites are small organisms that exist in our environment and can infect your puppy, posing a serious danger to their health. Some of these infections can even be transmitted to humans. Taking a proactive approach to your puppy's parasite protection is the best way to ensure your whole family stays safe.

Fleas

Fleas are jumping parasites that bite and cause skin irritations. While they're more active in the warmer seasons, fleas can survive and lay dormant in their environment for long periods of time, and have the potential to infest your home quickly; 10 adult fleas can multiply to more than 250,000 fleas in only 30 days! That's a lot of itching and scratching not only for your pet, but also for your family so it's essential to have your puppy on flea medication all year round.

Ticks

Ticks are dangerous parasites that feed on your dog's blood and secrete toxins into their bloodstream. They often live in parks, bushland and gardens, and though the risk of ticks is greater in summer, the reality is that they are a year-round threat.

The most deadly are paralysis ticks which transmit a neurotoxin that causes progressive paralysis of all muscles. These are most common along the east coast of Australia. A sign of paralysis tick toxicity is wobbly back legs and changes in their breathing or bark.

If you think your puppy has a tick, bring them to your local Greencross Vets or emergency vet clinic immediately.

Intestinal worms

Australia is home to a range of intestinal worms including hookworms, roundworms, whipworms and tapeworms. Puppies contract intestinal worms by eating contaminated soil, grass, faeces or by grooming other dogs. Intestinal worms can also be passed on to puppies from their mother when they're born or still suckling.

An infected puppy can easily pass these onto children via a friendly kiss so worming your puppy is important for keeping your whole family protected. Puppies should be wormed every two weeks until they're twelve weeks old, and then once a month until they're six months old. At this point, you'll choose a product they can take into adulthood and this will determine the frequency of treatment.

Paralysis tick



Cattle tick



Bush tick



Brown dog tick



D Health

Heartworm

Heartworm is transferred via mosquito bites. This disease can be fatal for pets but it is also completely preventable, so it's essential that you cover this in your treatment. Visit your local Greencross Vets to discuss the once-yearly heartworm injection for dogs. You can also find topical treatments, oral tablets and chews for puppies at Petbarn that will keep them safe from heartworm. If you need any guidance, just ask a Petbarn team member.



Vet advice:

Pets need a combination of treatments for full protection against fleas, ticks and worms.

We Recommend



NexGard Spectra
Chewables for dogs 2-3.5kg




ParaGard
Allwormer for Puppies

Flea, Tick and Worm Treatment Finder

Make sure your puppy is 100% protected against the parasites in your area!

This simple tool will recommend the best combination of products for you.

Search for "**Petbarn flea tick worm tool**" online or **scan the code** with your phone's camera.



Scan here with your phone camera!

The **most** complete parasite protection, all in one tasty chew

NexGard SPECTRA[®] *Let's go!*

FLEAS
TICKS MITES
HEARTWORM
& WORMS



REDEEM
TO RECEIVE

15% OFF
3 PACKS



AL2244V02

Join Friends For Life to enjoy member's pricing on NexGard SPECTRA[®]

See product label for full claim details and directions for use.
Boehringer Ingelheim Animal Health Australia Pty. Ltd. Level 1, 78 Waterloo Road, North Ryde NSW 2113. ABN 53 071 187 285.
©NEXGARD SPECTRA is a registered trademark of the Boehringer Ingelheim Group. All rights reserved. PET-0165-2020

 **Boehringer
Ingelheim**

Parasite myths busted

Misinformation can spread faster than a flea infestation. Here are some parasite myths that just aren't true!

Myth: My puppy is too young to have contracted a parasite.

Fact: Newborn puppies have a weaker immune system than adult dogs and can actually be infected with intestinal worms when suckling their mother's milk so it's important that you provide your dog with ongoing parasite prevention starting from when they're young.

Myth: I can't see worms, so my pets mustn't have any.

Fact: Worms live in your puppy's intestines and your pet will most likely only have worm eggs and larvae in their faeces if they are already infected. These are often too small for the naked human eye to see, so even if you can't detect physical evidence of worms, your puppy may still be infected.

Myth: Parasites are only a risk in summer.

Fact: While fleas and ticks may thrive in warmer environments, they are very much a risk to your puppy all year-round. You must keep your puppy protected no matter the season.

Myth: A single product can protect my puppy from all parasites.

Fact: There is no single product that will provide your puppy with full parasite protection. You must always use a combination of two products in order to safeguard your pet. If you're not sure which products are best, use our Flea, Tick and Worm Treatment Finder or just ask a friendly Petbarn team member.

Vet advice:

Check your puppy's mouth, paws and tail for ticks daily.





Training



Toilet training

While it might not be the most glamorous side of puppy parenting, toilet training is one of the most important steps. Being patient with them and reacting in the right way will guarantee success for your puppy's training.

It's important to start toilet training your puppy as soon as they arrive home. Allocate a spot for your pet to use and be very clear where the 'no go' zones are. The best method is to create a toilet routine and stick to it. Take your puppy to the toilet area at these times, remembering they may go around a dozen times a day:

- As soon as they wake,
- After playing or eating,
- Before bed time,
- After being in their crate.

Your puppy will be eager to please you, so if you stick to these tips and a good routine, they should pick up the basics of toilet training quickly.

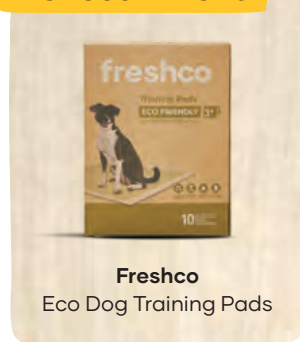
Do's

- ✓ Keep an eye out for signs your puppy may need to go, including turning in circles, whining, sniffing or scratching at the ground.
- ✓ Gently redirect them to the right place if you do find they have gone to the toilet in the wrong place.
- ✓ Clean up their accidents thoroughly as your puppy will be keen to reinforce their scent.
- ✓ Use puppy pads from day one of toilet training. These are great for apartment-dwellers and can also be handy to encourage your pet to do their business in the garden by moving them closer and closer to the back door each time.
- ✓ Give them lots of praise and positive reinforcement for going in the right place.

Don't

- ✗ Get angry at your puppy or rub their nose in their mess if you find them going to the toilet in the wrong place or if they have a little accident. Your puppy won't make the link between your anger and the location and will instead learn that going to the toilet anywhere when you're around is unacceptable.

We recommend



Freshco
Eco Dog Training Pads

NATURE'S MIRACLE®



Nature's Miracle® pet stain and odour removers have been a trusted brand for pet mess clean-up for more than 40 years. Whatever pets do, you can trust Nature's Miracle® stain & odour removers and training aids to undo.

Sometimes your pup needs a little help in the training department. Nature's Miracle® Advanced Platinum Puppy Potty Training Spray is specially formulated to help train puppies to relieve themselves where you want them to go. Attractant scents act as a signal telling puppies it's okay to "go" on the spot you have sprayed. Designed for both indoor and outdoor use, the concentrated formula provides up to 12 hours of long-lasting effects that aid in reducing potty training time when used as directed.

Nature's Miracle® Advanced Stain & Odor Eliminator is a severe mess enzymatic formula that produces enzymes when it comes in contact with a food source, such as pet urine, feces, vomit and other bio-based messes. The enzymatic cleaner will continue working as long as the food source is present. This formula also includes microbes that target your toughest pet odours. When used and stored as directed, this product is safe for use on carpets, hard floors, furniture, fabrics and more. Nature's Miracle® Advanced Stain & Odor Eliminator also freshens with a light sunny lemon scent. This product is safe for your pets and home when used and stored as directed.

Why puppy school is worth it

Becoming a puppy parent can be a big step. Sending your puppy to school is a great way for both of you to learn and grow.

The early weeks to months of your puppy's life are crucial in their development of socialisation and communication skills. These early life experiences influence how your puppy will play, communicate and learn as they develop into an adult dog.

Petbarn Puppy School is one of the best ways to ensure your puppy learns these skills in a safe and positive environment.

What they'll learn:

Being social: Learning how to communicate and interact with others is important. Petbarn Puppy School classes include structured socialisation sessions where your puppy will be taught to play nice with other dogs and humans.

Basic cues: Every puppy parent wants a well-mannered dog. At puppy school, you and your puppy will pick up important cues like sit, stay, down and come. Lead walking, toilet training and troubleshooting undesired behaviour will also be on the agenda.

How to adjust: As a new pet parent you'll want to keep your puppy safe, while also making sure they adjust well to being a member of your family. At puppy school, our trainers will explain how your puppy learns and views the world so you can communicate with them better.

What you need to know about Petbarn Puppy School

Our trainers: Our Petbarn Puppy Schools are conducted by our trained and qualified Puppy Trainers. In each session you will have the opportunity to ask for advice and feedback on you and your puppy's progress.

Our classes: Our puppy school courses run for 5 weeks with each class running for approximately one hour. Each class will typically have 4-8 puppies in attendance.

Enrolment requirements: Your puppy must be between the age of 8-16 weeks as of the first week of class. They must have had at least one vaccination a minimum of 2 weeks beforehand and be up to date with their parasite treatments to ensure their health and safety as well as that of the other puppies.

Visit petbarn.com.au/services/puppy-school to enrol in a class near you!



Scan here with your phone camera!

Stepping out together

Going out for walks and socialising in the park is very exciting. Just remember that it can be a bit daunting for young dogs. Here are some tips for basic puppy training.

When can I take my puppy outside?

As their immune system is still developing, puppies are vulnerable to contracting dangerous illnesses in our environment. Greencross Vets advises waiting until two weeks after a puppy's 14-16 week vaccination before introducing them to the great outdoors and public places. Also ensure your puppy is protected from the parasites in your area.

How do I socialise my puppy?

Socialisation is an important part of a young puppy's life. During their first three to four months, they will learn how to communicate and get along with people and other animals. Each new experience will help your puppy to understand what to make of the world around them.

Introduce your puppy to new sights, sounds and smells in a positive way to build their confidence and let them grow into well-adapted dogs.

Things you should try to familiarise your puppy with include:

- Other dogs and puppies
- A range of people of all ages, especially children
- Other pets, such as cats
- Unfamiliar people, such as strangers at the park
- Noisy household appliances
- Different textures

Walking on a lead

Most of the time your puppy is outside they will need to be on a lead. These accessories can feel uncomfortable for your pet at first. It's best to take your time and let your puppy adjust to the feeling of their collar or harness before attaching the lead. Make sure you don't drag or pull your puppy by their lead – coax them with a treat, and always reward good behaviour.

We recommend



EzyDog
Chest Plate
Dog Harness



EzyDog
Double Up
Dog Collar

New dog, great tricks!

Here are some tips for how to teach simple commands to your puppy, and how to get them to listen.

Sit

- Hold a treat above your puppy's nose and move it above their head
- Your puppy will tilt their head back and maybe even sit on their own
- Say the word "Sit" clearly at the moment they sit down
- If the puppy sits, reward them with a treat or pat

Stay

- Best taught after "Sit"
- Have your puppy on a long lead and have them sit
- Hold your palm out in front of your puppy, take a step back, and say "Stay"
- If your puppy stays, reward them with a treat or a pat
- Repeat the steps to practice, gradually taking more and more steps back while using the "Stay" cue

Come

- Have your puppy on a long lead and let them wander
- Hold a treat and say "Come" clearly
- Praise when your puppy completes the cue

We recommend



Daily Bark
Carob Vanilla &
Strawberry Drops
Dog Treats



Leaps & Bounds
Liver & Berries
Meaty Puppy
Treats



Providore
Chicken with
Manuka Honey
Dog Treats





Curb those little habits

They look up at you with those puppy-dog eyes, and they've just chewed through another pair of your shoes. At Petbarn, we're trained to help!

Problem: Toilet accidents

Solution:

If your puppy has gone to the toilet in the wrong place, gently re-direct them and never punish them. Instead, always give lots of praise and affection for using the right spot so they'll learn where is acceptable. Puppy pads can be useful for when your puppy is not ready to venture outdoors.

Problem: Fear of other dogs

Solution:

In the first few months of their lives, puppies are learning to communicate and may

find meeting other puppies and dogs intimidating. It's important that they learn to socialise in a safe, controlled and positive environment. They will seek your guidance and they need to trust you – so be careful not to push them too far. If they are fearful, let them observe from a distance while you comfort them.

At Petbarn Puppy School, your trainer will teach you about your puppy's body language so you know when they need a little extra support. If they are older, you may need a vet with additional training in animal behaviour. In most cases, this easily helps puppies to adjust to their new family and become happy and confident.

Problem: Humping

Solution:

Even if you find humping amusing, good puppy care involves teaching your pet that this isn't desirable behaviour. Humping is usually caused by anxiety or over excitement. Give them some time to settle down and then try to interact with them in a calm manner. Starting training in the first few days of your puppy coming home will help to establish ground rules, and enrolling them in Petbarn Puppy School will help them learn the difference between good and bad behaviour.

Problem: Biting

Solution:

Puppies can have sharp teeth, as those who have been bitten will attest. Habitual biting can start as exploring objects, and turn into a game. Your puppy isn't intentionally trying to hurt you. If you find your puppy nipping regularly, substitute what was bitten for a toy. Puppies usually bite to get your attention or ask you to play. Ignore unwanted behaviour like jumping and biting by turning away. Instead, teach them to sit when they want your attention by rewarding this behaviour with playtime and affection.

Problem: Crying at night

Solution:

Crate training your puppy is a great way to combat this (see page 23). Also, when you tuck them in at night, try giving your puppy an item that has the scent of their mother on it. Adaptil will also help your puppy settle in. That said, try and get your puppy to start thinking of you as their new family, so give them an item with your scent, too. We recommend a plush snuggle toy.

Problem: Chewing

Solution:

Toys of different shapes, tastes and textures will distract your puppy from teething pain. Chase toys are good for interactive fun, and plush squeaky toys stimulate a variety of senses. Make sure you put away your valuable items that you don't want chewed, and provide appropriate chew toys. Puppies really can't help but chew, so if you have any concerns ask your local Greencross Vets for advice.

We recommend



Adaptil
Diffuser and Refill



Freshco
Training Pads



KONG
Teething Stick Puppy Toy

START WITH PAW BY BLACKMORES

Vet Approved, Nature Inspired Pet Care



Tasty chews to support the healthy development of their digestive and immune systems.

COMING SOON



A natural & gentle way to clean your pup's ear canal without irritation.



Give their gut the best start in life with probiotics & fermented wholefood powder.



For a gentle clean that leaves your puppy fresh & shiny.



**25% OFF YOUR FIRST PURCHASE
OF PAW PRODUCTS FOR YOUR PUPPY!**



Use code **AL24PKHV07** in store*

Offer is valid from 1/05/2023 to 30/06/2024. Offer available for redemption in-store only and online.

Puppy grooming routine



Comfort

This is bonding time and an opportunity to check the condition of your puppy's skin and coat.

Getting your puppy used to being groomed is an important part of their socialisation. Cuddle your puppy and desensitise them to having their paws, ears, tail, mouth and more checked which will help you during bath time and at the vets.

Areas to focus on:

Coat

Brushing is important to remove loose fur, dirt and debris from your puppy's coat to ensure it stays shiny and healthy. Depending on their coat type, you should brush them a few times a week and use this time to check their skin and coat for fleas and ticks. Brush your puppy's coat in the direction that it grows, and be gentle and patient with any tangles.

Ears

Checking your puppy's ears is an essential part of their grooming routine to assess their health and avoid infections. Familiarise yourself with what a clean ear looks like (odourless, pink and not dirty or

inflamed) and only clean it if you notice a change. It is possible for you to clean your dog's ears at home but it's best that you have a professional groomer or vet show you how to do it first.

Eyes

Depending on your puppy's breed and coat, they may need the hair around their eyes trimmed as the hair can get into their eyes and irritate them. Dogs with light-coloured fur tend to develop red tear stains that need to be washed with a tear-stain remover.

Nails

Your puppy's nails should naturally wear down from walking on hard surfaces but help them get used to having their nails checked and clipped by playing with their feet every day. Special dog nail clippers can be used to carefully trim off the tip of each nail but make sure not to cut the pink part known as the "quick", which contains the blood vessel that will bleed and be painful if cut. If you are unsure, only take a little

bit off at a time, or book in a nail clipping service at a Petbarn Grooming salon to ensure your puppy is in safe hands.

We recommend



Bow + Bell
Ear Wash



Bow + Bell
Wipes Range



Bow + Bell
Nail Clippers

6 tips for grooming at home

Different breeds have different grooming requirements. Visit us at Petbarn and we'll happily advise on the grooming brushes and de-shedding tools that are best suited for your puppy's breed.

1: Baby steps

Grooming should start with gentle brushing for five minutes a day. Use the back of the brush initially to calm your puppy down. For longer coats, it's best to use a de-tangling spray if required.

2: Take it slow

Be sure to reward good behaviour and stop a grooming session before your puppy starts to get irritable. Consider using a tasty treat as a reward.

3: Warm up

Introduce your puppy to bathing, using warm water and specific puppy shampoo and conditioner. See page 69 for a step by step guide on how to wash your puppy.

4: Designate a space

Have a specific grooming area. A non-slip table is a good idea as the floor is perceived by your puppy as a play area.

5: Help them adjust

Professional grooms are especially important for wire-coated and long-coated puppies, so it's good to get your puppy accustomed to the noise and smells of a professional grooming salon.

6: Work with them

If your puppy is becoming agitated or unsettled, take a break from grooming and return to it once they have relaxed. You don't want them to have negative associations.



Vet advice:

Adult dog and human shampoo can irritate their skin. Always use a soap-free puppy shampoo.

We recommend



Bow + Bell
Grooming Glove



Well & Good
Botanicals Puppy
Shampoo



Furminator
Short Hair Dog
De-shedding Tool



Keep your *puppy* looking *pawsome!*

Let Wahl tools help connect you and your furbaby through grooming. Grooming allows for bonding time between you and your new furbaby and promotes healthy skin and coat growth.

Make bath time *fun* time!

- Our Puppy Shampoo is formulated with cornflower and aloe to gently cleanse and protect your puppy's delicate skin.



Spend some *quality* time with your puppy

De-shedding Glove

- Massages your new furbaby whilst getting rid of loose hair, dirt, debris and tangled hair.

Double Sided Bristle Brush

- The Nylon pins and bristled brush are perfect to use on puppies with their sensitive skin and coat.
- The nylon pins help remove loose hair, debris and dirt whilst the bristle side of the brush will leave your puppy's coat looking smooth and with a silky finish.

Powergrip Nail Clipper

- Neglected nails can lead to discomfort or infection so it is important to start your puppy's nail clipping routine when they are young so they get used to a regular clipping routine.
- Designed with a blade guide and heavy-duty spring that allow for precision cutting, the Powergrip nail clipper keeps your puppy's nails trimmed with greater comfort and control.
- Check nails to locate the interior blood vessel ("quick") prior to clipping. On light-coloured nails, the quick is easily seen inside the broad base of the nail. On dark nails, it can be seen on the nail's underside. Be sure to avoid trimming into the quick.



[bow+bell]



GROOMING RANGE

100% AUSTRALIAN MADE, PARABEN & SULFATE-FREE
FEATURING AUSTRALIAN ESSENTIAL OILS



FLIP TO PAGE 84 FOR 20% OFF THE ENTIRE RANGE!

How to bathe your puppy

This is bonding time and an opportunity to check the condition of your puppy's skin and coat.

It's important to get your puppy comfortable with the washing and brushing process from an early age. Try to wash your puppy once every 1–2 weeks. This not only ensures their coat is crispy clean, they also become accustomed to being bathed, lathered, washed, massaged and dried. Be sure to use a gentle puppy specific shampoo and conditioner that is soap free to reduce removing natural oils from the coat. Often grooming with a brush and comb will help keep your puppy clean and remove any debris between bath times. If cleaning is necessary between bath times, try using bath wipes.

How to wash your puppy:

1. Keep a light tone and reassure your puppy throughout as this new experience can be scary for them at first but they will soon learn it is fun!
2. Comb your puppy's coat while they are still dry to remove knots and tangles. If there is any matting, carefully tease these out, or visit a professional Petbarn groomer for help.
3. Prepare the bath area by providing your puppy with a non-slip mat or towel to stand on, and make sure you have additional dry towels at the ready.
4. Fill the tub with comfortably warm water so your puppy does not catch a chill. Make sure they can securely stand in the tub and are not at risk of drowning. Take care that your puppy doesn't jump out of the tub or hurt themselves.
5. Use a mild, soap-free puppy shampoo, not adult dog or human shampoo, as your puppy has sensitive skin and needs a gentle touch. Human baby shampoo is not suitable for pets.
6. Wash your puppy's body first and take care not to wet their head. Instead, wipe down their face with a wet towel and avoid getting shampoo or water in their eyes and ears.
7. Rinse and dry your puppy making sure there is no leftover shampoo in their coat. You can towel dry your puppy or use a blow dryer on a low, cool setting.
8. Now your puppy will be clean and ready for cuddles!



**Petbarn
Dog Wash**

Petbarn DIY Dog Wash units are conveniently available at many of our stores.

There are so many reasons to bring in your puppy:

- No appointment required
- No mess at home
- Easy-to-use and modern
- Fully self-contained
- Gentle pet shampoo and conditioner are provided
- Flea and tick treatment wash is available
- Blow-dry your pup
- Earn Friends For Life points when you buy tokens

Visit petbarn.com.au/services/diy-dog-wash to find a unit near you!

FURMINATOR® GROOMING PRODUCTS

A regular grooming routine improves the health and hygiene of pets and provides an excellent opportunity for an overall routine check-up of your pet. Equally important, the time spent grooming strengthens the bond between your pet and you, their pet-parent.

By sticking with a regular grooming process of quick daily brushing, weekly deShedding, monthly bathing and maintaining pet hair as needed, pets will look better, smell fresher and have a healthier coat. In addition, the hair that used to cover surfaces of your home will no longer be an issue.



FURMINATOR® UNDERCOAT DESHEDDING TOOLS FOR DOGS

Brushing and combing are not the same as undercoat deShedding, and FURminator® Undercoat deShedding tools remove significantly more loose hair than a standard comb. Undercoat deShedding removes most loose hair before your pet has a chance to shed it on the surfaces of your home!

FURminator® Undercoat deShedding tools reduce loose hair from shedding up to 90 percent with regular use and help keep the coat dirt and debris-free. The tool is specially designed to reach through the topcoat to remove loose undercoat hair without damaging the topcoat or cutting the skin (when used as directed). The ergonomic handle makes grooming easy, and the FUREjector button releases hair with ease. The curved edge conforms to your pet's natural build and shape for comfort.

AVAILABLE IN A RANGE OF SIZES AND PET HAIR LENGTHS

FURminator® Undercoat deShedding tools for dogs are available for small, medium and large size dogs, and both short and long coats.

REMOVES LOOSE HAIR

Reaches through the topcoat to remove loose undercoat hair without cutting skin or damaging the topcoat (when used as directed).

FUREJECTOR BUTTON

Just push the button to release hair with ease.

ERGONOMIC HANDLE

For comfortable, easy grooming.




Undercoat deShedding Tool
SMALL DOG

Available in: Short hair & Long hair



Undercoat deShedding Tool
MEDIUM DOG

Available in: Short hair & Long hair



Undercoat deShedding Tool
LARGE DOG

Available in: Short hair & Long hair

Retail pricing is at the sole discretion of the retailer, always. As range differs by store, please call ahead to confirm availability.



Professional grooming

Grooming is not just for aesthetics but is essential for your dog's health and hygiene.

Though you can groom your dog at home, if they have a high maintenance coat or you're unsure how to do it, it can save you a lot of time and energy to bring your pet to a professional groomer.

Petbarn Grooming salons are located in a selection of our stores. Our professional grooming packages typically include your dog being pampered with a full body brush, bathing, drying and then trimming and clipping of their coat, as well as nail trimming and ear cleaning.

We also offer additional services to improve the health of your pet from nose to tail including treatments for sensitive skin, chafed paw pads, flea removal and more.

When should I book my puppy in for their first grooming appointment?

If your puppy is older than 8 weeks and has received the minimum vaccination requirements, it may be a good time to get them used to a professional groom. Bring them in to meet your local Petbarn Grooming team before you book in their first session so they're familiar with the space.



**Petbarn
Grooming**

There's nothing like a professional pampering at a Petbarn Grooming salon where the whole team is committed to making your dog feel happy, safe and stylish so book in an appointment now!

Get 50% off your puppy's first groom using our voucher on page 82.

Visit petbarn.com.au/services/petbarn-grooming to make a booking.



Travelling in the car



Comfort

Ensure your puppy's car safety from the first time they hop in your car, to every trip to and from the park afterwards.

First car trip

Bringing your puppy home is so exciting, just be sure to prep the car first. Cover your car seats with towels in case of accidents, use a crate or booster seat and bring water for your puppy. Keep the car ride quiet and relaxed. Comfort your puppy if they whine or cry, just don't be overly affectionate as this reinforces the behaviour. For longer trips, remember to stop frequently for toilet breaks and stretching.

As they grow up

The image of a dog with their head hanging out of the car window, tongue flapping in the breeze is cute, but not safe. Dogs must always be secured with a booster seat or harness that clips to a seatbelt – it's the law – as they can distract the driver or become airborne in the case of an accident. Remember, you'll need to upgrade your puppy's harness as they grow.

Happy travel rules

- Opt for a travel crate if you're concerned about your pet's anxiety.
- Keep your puppy restrained and in the back of the car.
- Make sure they're wearing a lead before opening doors.
- Take water bowls and treats for long journeys.
- Stop frequently for bathroom breaks and leg stretches.
- Be aware that even a few minutes in a hot car can be fatal for your pet. They should never be left alone in the car.
- If you have a ute never travel with your puppy on the tray as this can become extremely hot in the summer.
- If your puppy gets car sick, chat to your local Greencross Vets team for a solution.

We recommend



EzyDog
Adjustable Car
Restraint



All Day
Dog Carrier



Pure Life
Zen & Relaxed
Dog Treats

Puppies on holidays

Have peace of mind when you have to go away on a trip by booking your puppy into a boarding kennel.

You can't always leave your puppy with family or friends, and the lead up to going away can be stressful for both you and your pet, especially if it's the first time. We understand that pet parents want to feel that they're leaving their loved ones in safe hands.

Boarding tips!

- Help your puppy adjust to staying at a kennel by booking them in for shorter day visits to start with, before a longer stay.
- If your puppy is too attached to you or dependent on other pets, boarding can give them useful solo adjustment time. They may be able to find a room mate to play with during their stay.
- Ask if you can send along a blanket or toy belonging to your puppy to ease the transition.
- Ask to see the premises and talk to the staff to ensure you're happy with the care your dog will receive.



**Petbarn
Hotel**

For the convenience of local puppy parents, Petbarn offers pet hotel services in Sydney and Melbourne to make pet boarding hassle free. You can now conveniently drop off and pick up your pet at a selection of Petbarn stores. An air-conditioned pet shuttle will come to collect your pet for free from participating stores and transfer them to one of the pet hotels.

This means that your pet can experience either standard or luxury accommodation, with mental and physical stimulation, group playtime for up to four hours per day, as well as training and grooming services. They'll feel like they're on holiday, too!

Visit www.petbarn.com.au/services/petbarn-hotel to find a location and book today.



Technology and your puppy

Us humans have enjoyed some pretty incredible advances and the pet world is no different. Here are some top tech buys for puppies.



Automatic Ball Launcher Toy

Give your puppy hours of fun with Petsafe Automatic Ball Launcher toy. With 9 distance settings, 6 angle settings and multiple built-in safety sensors, this water-resistant launcher is great for both indoor or outdoor interactive play. It's guaranteed to keep your pet busy and active when you're not around! **Pictured: Petsafe Automatic Ball Launcher**



Microchip Dog Doors

Keep your home secure with a dog door that only opens when it registers your puppy's unique microchip number. You can link it to more than one pet and set up curfews and different programs based on the level of access you want to give your puppy. **Pictured: SureFlap Microchip Pet Door**



Electronic Feeders

These are fantastic for those who sometimes get held back at work. The programmable digital feeders can schedule multiple meals per day in exact portions. It's a simple way to maintain your pet's health and feeding routine even when you're busy. Meaning you can relax knowing your puppy is fed on time. **Pictured: Petsafe Eatwell Pet Feeder 5 Meal**



Pro Smart Pet Fountain

Monitoring your puppy's water levels and its cleanliness is never easy. The Fresco Pro Smart Pet Fountain is a great way to keep your pet hydrated and healthy. It has a built-in three-stage filtration process that removes potential impurities, providing cleaner drinking water. Alongside its innovative design and super quiet sound operation, it even lets you monitor and control the water fountain flow 24/7 via an app on your phone. **Pictured: Petoneer Fresco Pro Smart Pet Fountain**



Play

Exercising your puppy

Exercise is a must, but remember that your puppy is still growing. Here's how to exercise them right.

Is your puppy ready?

Your puppy should avoid dog parks and other areas where dogs congregate until two weeks after their final core vaccination, which is typically administered between 14-16 weeks of age, and after they have been treated for fleas, ticks and worms. The exercise needs of your puppy with also depend on their size and breed. Speak to your Greencross Vet about the right amount of exercise for your pup during their growth period.

Lead free

Some time spent off the lead should be allowed in a safe space such as an enclosed dog park. Large breed pups have special exercise needs to protect

their delicate joints, speak with your Greencross Vet for advice.

Meet and greet

Walks are a great way to let your puppy socialise with a range of people and other pets. Remember that your puppy might not be ready for long walks yet. Short, gentle walks taken daily are better at this stage than one big walk every couple of days.

Stay hydrated

If you're too hot, you can assume your puppy is, too. Always take a drink bottle along for your puppy. Remember, in summer the ground can get very hot so don't let your pup burn their paws.

Play is important

Using dog toys, such as a ball launcher or a fetch toy, will help keep your puppy entertained.

We recommend



All Day
Ball Launcher



Vet advice:

Daily walks will reduce weight gain and mentally stimulate dogs.

Shop your way

Shop in-store and online with Petbarn for all your pet care essentials.



2hr Delivery Guarantee*

Delivered in 2hrs for \$9.95 or we'll refund the delivery fee



Click & Collect

In as little as 30 minutes*



In-store

Over 200 stores across Australia



Home Delivery

Free metro delivery for orders over \$49*



Next Day Delivery

Delivered the next day for \$7.95*



Repeat Delivery

Save up to 25%* on your ongoing repeat deliveries!

Save up to 25%* on your ongoing repeat deliveries!



Benefits of Repeat Delivery:

- ✓ **Free shipping[^]** for orders over \$49.
- ✓ **Orders are delivered straight to your door** exactly when you need them.
- ✓ **Always receive the lowest price.** If your item is on special the best price is passed on to you.
- ✓ **You set the frequency.** Tell us how often you need your pets' products delivered.
- ✓ **Easily manage your Repeat Delivery,** simply log in to your account to make any changes to your order.
- ✓ **No contracts.** Cancel anytime, no hassles.

*T&Cs apply. See petbarn.com.au/terms-and-conditions for more details.

[^]Free for orders \$49 and over or \$6.95 delivery fee in Metro areas only.
For Rural, Regional and Outback areas shipping fees will apply.



Taste Guarantee



Taste it, love it or we'll replace it... Guaranteed!

At Petbarn, we believe your dog and cat will love their food so much that if they don't... we'll help you find a replacement. That's our taste guarantee.

What you need to do:

1

Bring your remaining food back to one of our stores

2

Talk to one of our team members about your pet's feeding experience

3

We'll help find a replacement food for your pet

Learn more at petbarn.com.au/taste-guarantee



Petbarn Price Guarantee



Our Price Match Guarantee

We're here to help you care for your pet, but we know that price is important, too. That's why we'll consistently provide the highest quality customer service and best value every day. Plus, if you find a lower price on an identical product that's in stock, we'll match it. That's our Price Match Promise to you.

What you need to do:

1

Contact us

Show the lower price to a team member at your local Petbarn store or contact our Customer Service team via **LiveChat at [Petbarn.com.au](https://petbarn.com.au)**, on **1300 655 896** or at **info@petbarn.com.au**

2

Match & save instantly

Once approved we'll match the price, provided you're a Friends for Life member and our terms and conditions are met.

Learn more at petbarn.com.au/price-guarantee



2hr Delivery Guarantee



Or we'll refund the delivery fee

Get your orders in 2 hours or the delivery fee is free. For orders placed before 4pm Monday-Saturday and 3pm Sundays and public holidays. Metro areas only.



AL24PKBV17

15% OFF All Day Dog Bedding

Terms and Conditions: Offer valid from 1 May 2023 until 30 June 2024 while stocks last. Petbarn is a registered trademark of Petbarn Pty Ltd ABN 78 001 802 759. Retail sales only. Offer available in-store at Petbarn and online at petbarn.com.au. Not in conjunction with any other offer. Cannot be used to purchase Petbarn gift cards. Not transferable for cash. One voucher per person. One time use only. FFL members only



AL24PKCV19

15% off All Day Dog Crates, Kennels, Pens & Bowls

Terms and Conditions: Offer valid from 1 May 2023 until 30 June 2024 while stocks last. Petbarn is a registered trademark of Petbarn Pty Ltd ABN 78 001 802 759. Retail sales only. Offer available in-store at Petbarn and online at petbarn.com.au. Not in conjunction with any other offer. Cannot be used to purchase Petbarn gift cards. Not transferable for cash. One voucher per person. One time use only. FFL members only



AL24PKG004

20% off Bow + Bell Grooming Tools, Treatments & Washing Aids

Terms and Conditions: Offer valid from 1 May 2023 until 30 June 2024 while stocks last. Petbarn is a registered trademark of Petbarn Pty Ltd ABN 78 001 802 759. Retail sales only. Offer available in-store at Petbarn and online at petbarn.com.au. Not in conjunction with any other offer. Cannot be used to purchase Petbarn gift cards. Not transferable for cash. One voucher per person. One time use only. FFL members only.



AL24PKAV10

20% off All Day Dog Collars, Leads and Harnesses

Terms and Conditions: Offer valid from 1 May 2023 until 30 June 2024 while stocks last. Petbarn is a registered trademark of Petbarn Pty Ltd ABN 78 001 802 759. Retail sales only. Offer available in-store at Petbarn and online at petbarn.com.au. Not in conjunction with any other offer. Cannot be used to purchase Petbarn gift cards. Not transferable for cash. One voucher per person. One time use only. FFL members only.



AL24PKG002

20% off Wahl Grooming Range

Terms and Conditions: Offer valid from 1 May 2023 until 30 June 2024 while stocks last. Petbarn is a registered trademark of Petbarn Pty Ltd ABN 78 001 802 759. Retail sales only. Offer available in-store at Petbarn and online at petbarn.com.au. Not in conjunction with any other offer. Cannot be used to purchase Petbarn gift cards. Not transferable for cash. One voucher per person. One time use only. FFL members only.



AL24PKBV17

PETBARN

15% OFF
All Day Dog
Bedding



PAGE 80



AL24PKCV19

PETBARN

15% off All Day Dog
Crates, Kennels,
Pens & Bowls



PAGE 80



AL24PKGVO4

PETBARN

20% off Bow + Bell
Grooming Tools,
Treatments & Washing Aids



AL24PKAV10

PETBARN

20% off All Day
Dog Collars, Leads
and Harnesses



AL24PKGVO2

PETBARN

20% off Wahl
Grooming Range



PAGE 80

Greencross
Vets

To redeem \$40 off your next vaccination,
book a vaccination appointment at your local
Greencross Vets clinic & present this voucher



0XL01093

OR

Healthy
Pets Plus

To redeem one month free of
Healthy Pets Plus, join online at
www.healthypetsplus.com.au and use code:



ONEMONTHFREEPK

Terms and Conditions: **Valid for new Greencross Vets patients or new Healthy Pets Plus members only. Cannot be applied to previous purchases. Petbarn, Greencross Vets and Healthy Pets Plus may amend this offer at their absolute discretion. For full T&Cs, visit www.greencrossvets.com.au/promotions

AL24PKG01

\$25 off Puppy's First Groom

Puppies must have received their C5 vaccination 10 days prior to attending the salon.
Proof of vaccination is required for all puppies less than 6 months old.

Terms and Conditions: Offer valid from 1 May 2023 until 30 June 2024. Voucher only valid for dogs aged up to 6 months old at the time of appointment. Bookings essential. Available at Petbarn Grooming salons only. Must comply with Petbarn Grooming terms and conditions petbarn.com.au/grooming-terms. Not in conjunction with any other offer. One voucher per person per pet. One time use only. FFL members only. Does not include additional services or surcharges.

AL2249V13

FREE Single Serve Puppy Meal

FREE Single Serve Puppy Meal 500g. Nothing's made like Nosh – Human-grade food for pets

Terms and Conditions: Offer valid from 1 May 2023 until 30 June 2024 while stocks last. Petbarn is a registered trademark of Petbarn Pty Ltd ABN 78 001 802 759. Retail sales only. Not valid on www.petbarn.com.au. For in-store purchases only. Not in conjunction with any other offer. Cannot be used to purchase Petbarn gift cards. Not transferable for cash. One voucher per person. One time use only. FFL members only.

AL24PKTV03

20% off Dog Treats

Includes Leaps & Bounds, Daily Bark, ProBalance and Providore treats only.

Terms and Conditions: Offer valid from 1 May 2023 until 30 June 2024 while stocks last. Petbarn is a registered trademark of Petbarn Pty Ltd ABN 78 001 802 759. Retail sales only. Offer available in-store at Petbarn and online at petbarn.com.au. Not in conjunction with any other offer. Cannot be used to purchase Petbarn gift cards. Not transferable for cash. One voucher per person. One time use only. FFL members only.

AL24PKAV08

20% off KONG Puppy Toys & All Day Dog Toys

Terms and Conditions: Offer valid from 1 May 2023 until 30 June 2024 while stocks last. Petbarn is a registered trademark of Petbarn Pty Ltd ABN 78 001 802 759. Retail sales only. Offer available in-store at Petbarn and online at petbarn.com.au. Not in conjunction with any other offer. Cannot be used to purchase Petbarn gift cards. Not transferable for cash. One voucher per person. One time use only. FFL members only.

AL2244V02

15% off NexGard Spectra 3pks

Terms and Conditions: Offer valid from 1 May 2023 until 30 June 2024 while stocks last. Petbarn is a registered trademark of Petbarn Pty Ltd ABN 78 001 802 759. Retail sales only. Offer available in-store at Petbarn and online at petbarn.com.au. Not in conjunction with any other offer. Cannot be used to purchase Petbarn gift cards. Not transferable for cash. One voucher per person. One time use only. FFL members only.

\$40 OFF*

Your next vaccination



OR

ONE MONTH FREE^

Vaccinations included!



AL24PKGV01



Petbarn Grooming

\$25 off Puppy's First Groom

Puppies must have received their C5 vaccination 10 days prior to attending the salon. Proof of vaccination is required for all puppies less than 6 months old.

AL2249V13

PETBARN

FREE Single Serve Puppy Meal 500g

Nothing's made like Nosh – Human-grade food for pets

The Nosh Project.



AL24PKTV03

PETBARN

20% off Dog Treats

Includes Leaps & Bounds, Daily Bark, ProBalance and Providore treats only.



AL24PKAV08

PETBARN

20% off KONG Puppy Toys & All Day Dog Toys



AL2244V02

PETBARN

15% off NexGard Spectra 3pks





Frequent Feeder



Just like your loyal furry best friend – at Petbarn, we look after our loyal pals.

With our Frequent Feeder Program, you can save up to 25% on your next pet food purchase in-store when you repurchase within two months.*

Not a member?



Join FFL to access rewards



Simply join Friends for Life in-store or at petbarn.com.au/loyalty-program



Look out for our Frequent Feeder pricing in-store



Your discount will be applied instantly on your purchase*

Participating brands include:



And many more!

*For full terms and conditions see www.petbarn.com.au/terms-and-conditions. Receive Frequent Feeder discount instantly on your first food purchase. Valid for new Friends for Life members only.

**Over \$170
worth of savings!***

Use the vouchers inside for huge savings
on puppy essentials online and in-store!



*\$170 worth of savings is calculated based on the combined maximum saving when purchasing a single product with each retail voucher. Value is correct at time of printing.